


NEW SERIES HU-EX6 230/HU-EX6 232

■ UNIQUENESS

■ INNOVATION

■ VERSATILITY



HU-EX6 230

NEW HU-EX6 230 AND HU-EX6 232 COUNTER-FLOW HEAT EXCHANGERS

Counter-flow heat exchanger with improved features: increased heat recovery efficiency and reduced pressure drop.

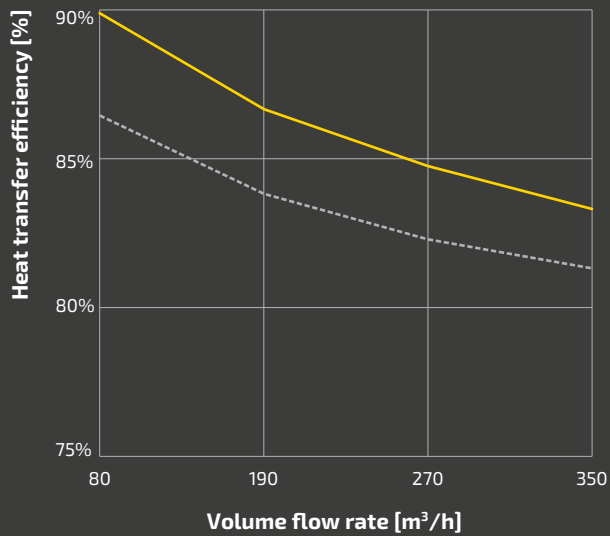


HU-EX6 232

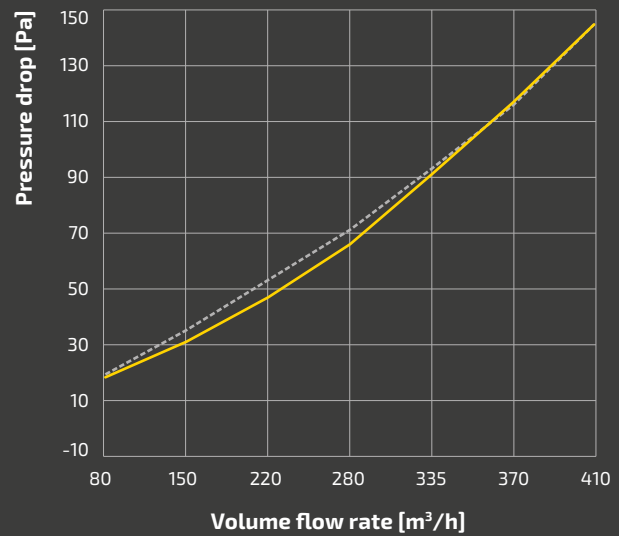
↑ High heat transfer efficiency
 3% higher compared to the HC-EX6 230(232) series.

↓ Low pressure drop
 Improved pressure drop compared to the HC-EX6 230(232) series.

COMPARATIVE CHARACTERISTICS



■ HU-EX6 232/400 ■ HC-EX6 232/400



Test results on HU- 232/400-2 and HC- 232/400-2 models with a depth of 400 mm, test conditions according to DIN EN 13141-7 (as well as EN 308)

APPLICATION



Residential buildings



Kindergartens



School premises

ADVANTAGES



Suitable for most
air handling units



Does not require
mechanical maintenance



High heat
transfer efficiency



High quality materials and assembly.
100% tightness.
Air flow leakage <0.5%





One of the lowest power
consumption levels



Competitive prices
and production times

OVERALL DIMENSIONS

Model	Dimensions [mm]			
	A	B	C	X – casing design
HU-EX6 230/100...600-1(1.1)	455	230	100...600	1/1.1
HU-EX6 232/100...600-2(2.1)	461	232	100...600	2/2.1



CASING DESIGN


- 1** – aluzinc casing
- 1.1** – aluzinc casing with a T-profile
- 2** – plastic casing
- 2.1** – plastic casing with a T-profile



Hospitals



Shopping centres



Stäblistraße 6
81477 Munich

HQ Tel. +49 89 23166620
HQ Fax. +49 89 78069521

sales@zern-engineering.com
zern-engineering.com

The Company reserves the rights to modify any of its products' features, designs, components and specifications at any time and without notice to maintain the development and quality of manufactured goods.

2021-02