

# PACKAGING PROCESS

OF ZERN ENGINEERING  
HEAT EXCHANGERS

ENTHALPY




**1****Formation of layers on a pallet.**


A set of heat exchangers is made to form layers. Layers are separated with cardboard.

**2****Fixing pallet layers.**

To make the structure rigid, the heat exchangers are equipped with cardboard corners on the edges and are pulled together with a strapping tape both longitudinally and transversely.

**3****Longitudinal fixation of the pallet.**


For additional rigidity and fixation of products, cardboard corners are placed on the edges along the entire height of the pallet.

**4****Stretch fixation of the pallet.**

On a special unit, the entire perimeter of the pallet is secured with a stretch film.

**5****Covering the pallet with a box and securing it.**

Cover the finished pallet with a cardboard box. Fix it with a stretch film and finally pull together with a strapping tape.

**6****Marking and final appearance.**

After the end of the packing procedure, the pallet is marked with an appropriate sticker and sent to a storage or transit point.

In this form the pallet is delivered to the end user.